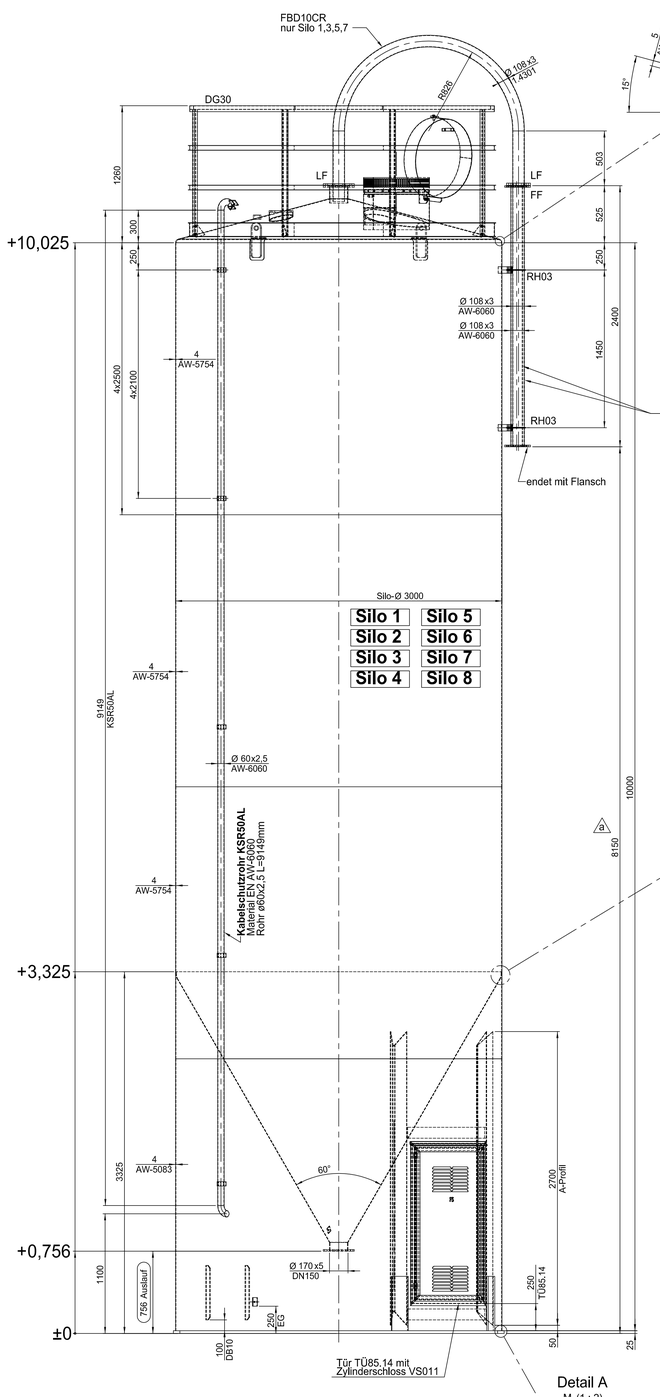

Detail C
M (1 : 2)

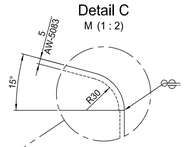

GM15
(M 1:2,5)
mit Plastikverschluß

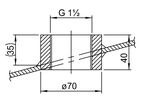

Detail B
M (1 : 5)

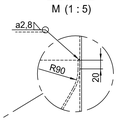

LF - Losflansch
Flansch DN100
M (1:5)

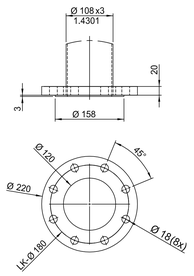

Stutzen SDV DN250
M 1:5

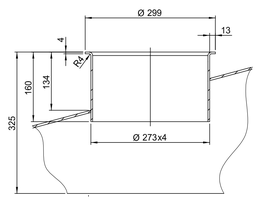

S-FS15
250mm ausser Mitte
(mit O-Ring)
Silo 2,4,6,8
M 1:10

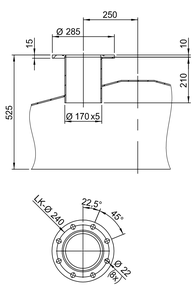

Auslauf DN150
M 1:5

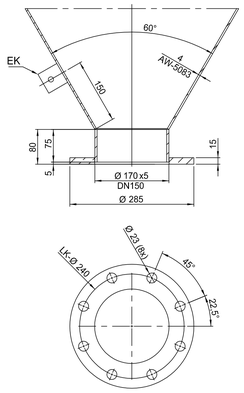

Füllleitung FL10100
Silo 1,3,5,7
Anzahl: pro Silo 2x
M 1:20

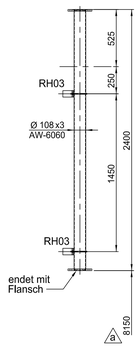

Durchbruch DB10
(M 1:10)

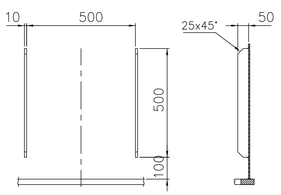

Detail A
M (1 : 2)

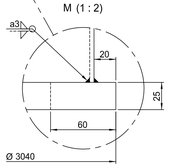

FF - Füllleitung
Flansch DN100
(mit O-Ring)
M (1:5)

Schnitt R-R

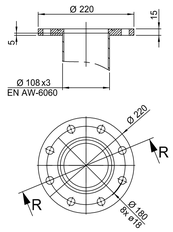

S200k
Schnitt X–X
(M 1:2)

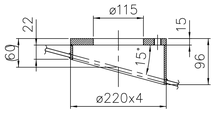

S200k
(M 1:2)

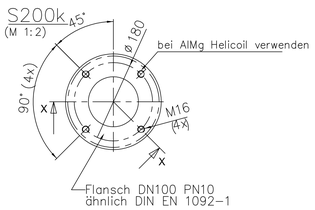

Türprofil
M 1:2,5

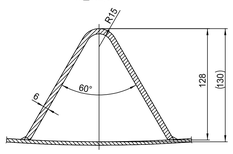

ACHTUNG!
Fundamentring
feuerverzinkt

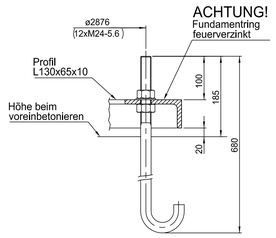

A-Kupplung
M 1:5
(für Silo 1,3,5,7 lose beilegen)
Anzahl: pro Silo 2x

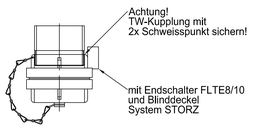

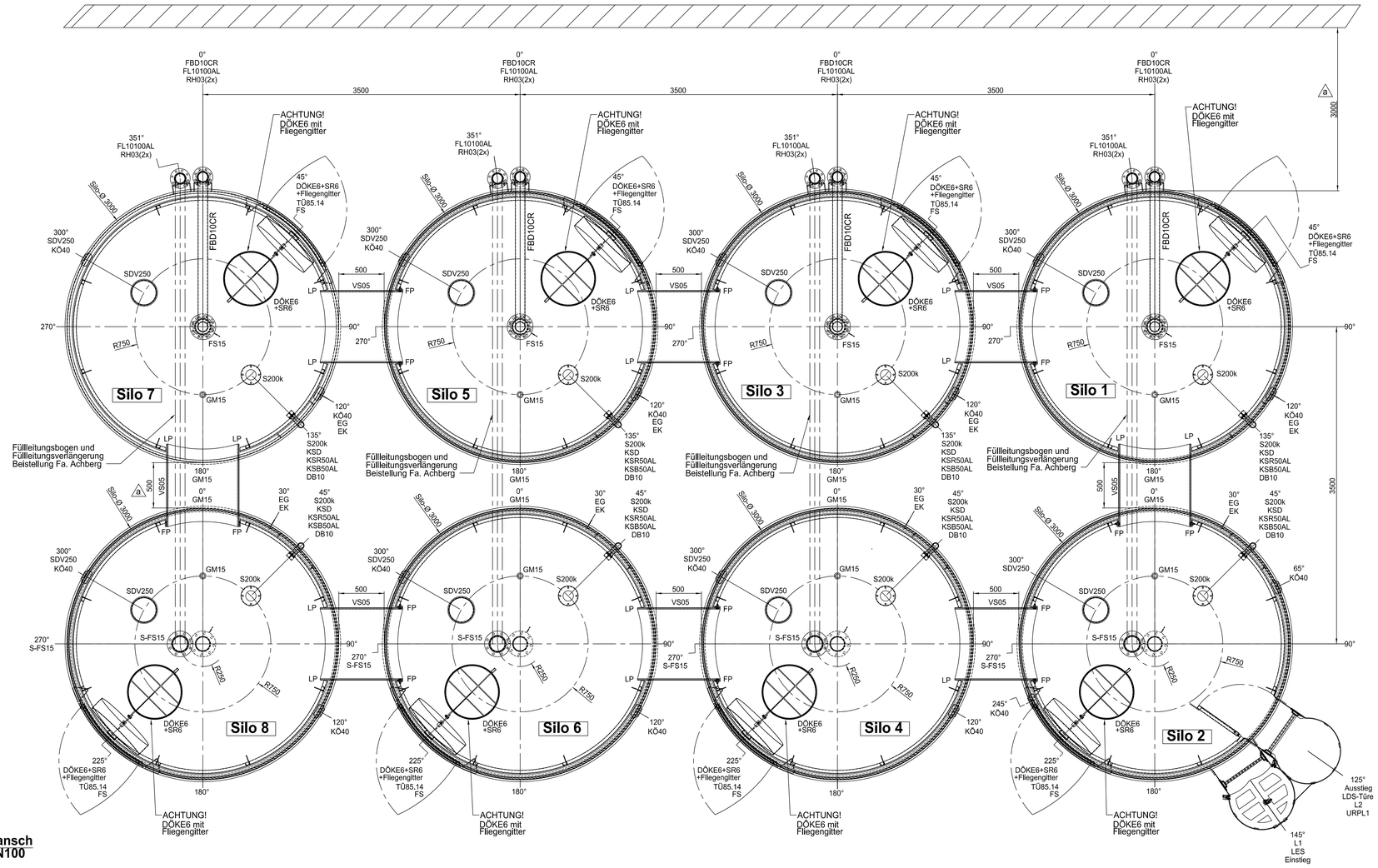

ACHTUNG!
SILO SAUBER VERSCHWEISST, INNEN GEWASCHEN!
SCHWEISSSPRITZER UND GROBE UNEBENHEITEN ENTFERNT (NICHT GESCHLIFFEN)!

BEI GEWINDEN IN ALUMINIUM: GENERELL GEWINDEEINSÄTZE VERWENDEN!

LAGE DER BOHRUNGEN: ACHSFREI!
AUSNAHMEN SIND GESONDERT ANGEGEBEN!

SILO-ERDUNG ERFOLGT BAUSEITS!

FÜR DIE STUTZENSTELLUNG UND DIE BAULICHE ANORDNUNG DER ZUBEHÖRTEILE IST NUR DIE DRAUFSICHT BINDEND!

ATTENTION!
SILO WELDED TIDY, INSIDE WASHED!
WELD SPATTER AND COARSE UNEVENESS SMOOTHED OFF (NOT GRINDED!)

AT THREADS IN ALUMINIUM: IN GENERAL USE THREADED-INSERTS!

POSITION OF HOLES: AXIS FREE!
EXCEPTIONS ARE SEPARATE DECLARATED!

SILO-GROUNDING AT SITE!

FOR THE NOZZLE ORIENTATION AND ALL ATTACHED PARTS ONLY THE TOP VIEW IS RESPONSIBLE!

Schweiß- und Prüfplan:
Weld- and testplan: 99014589

Schweißnahtausführung gem. WPS
Weld seam execution acc. WPS

Nicht bemaßte Kehlnaht (einseitig):
Undimensioned fillet weld (one-sided): a=0,7 x Smin (amin = 3mm)

Nicht bemaßte Kehlnaht (beidseitig):
Undimensioned fillet weld (on both sides): a=0,5 x Smin (amin = 3mm)

Schweißspritzer im Aussenbereich vereinzelt zulässig
Welding spatters permitted in isolated cases in outdoor areas

[X] Zündstellen nicht zulässig / *Ignition points not permitted*
[ ] einzelne (kleine) Zündstellen zulässig / *individual (small) ignition points permitted*

Ausführungsklasse gem. Statik
Execution class acc. to structural analyses

Rev.	Änderung / modification	Datum / Date	Name / Name
a	diverse Änderungen	27.04.2020	BJ

P+W METALLBAU
Silo, Tank and Plant Construction
D-88074 Meckenbeuren, Diesselstr. 29

Maßstab: Scale: 1:20
Gewicht: weight: [kg] 2.100
Teilenkraft: Material: AlMg
Allg.toleranz nach: general tol. acc. to: DIN EN 1090
Schweißtoleranz nach: welding tol. acc. to: ISO EN 13920-D/H
Kunden-Zeichnung: Customer-Drawing:
Silo-anlagen Achberg GmbH & Co. KG

Doc.-Nr. / Doc.-No.: 0010489
Art.-Nr. / Art.-No.: 022818
Projekt-Nr. / Project-No.: 99014589
Rev.: a

	Datum / Date	Name / Name
gez. / drawn	31.03.2020	B.Joos
gep. / reviewed	03.04.2020	B.Joos
freig. / approved	27.04.2020	B.Joos

Bezeichnung / descriptiorc:
8x Lagersilo; V=53m³
ø3000; H=10000

Blatt: Sheet: 1
von: of: 1
Format: Size: A0

Die Weitergabe sowie Vervielfältigung dieser Unterlage, ohne Genehmigung von P+W Metallbau ist nicht gestattet.
Copyright by P+W Metallbau. All rights reserved. Reproduction and distribution without permission of P+W Metallbau is not permitted.
The transmission or duplication of this document without permission of P+W Metallbau is not permitted.
All industrial properties and copyrights remain with P+W Metallbau, pecording to DIN ISO 16016.