ALL RIGHTS RESERVED. THIS DOCUMENT MAY NOT BE REPRODUCED OR UTILIZED IN ANY FORM OR BY ANY MEANS WITHOUT WRITTEN PERMISSION OF GIST-BROCADES N.V. DELFT, HOLLAND.

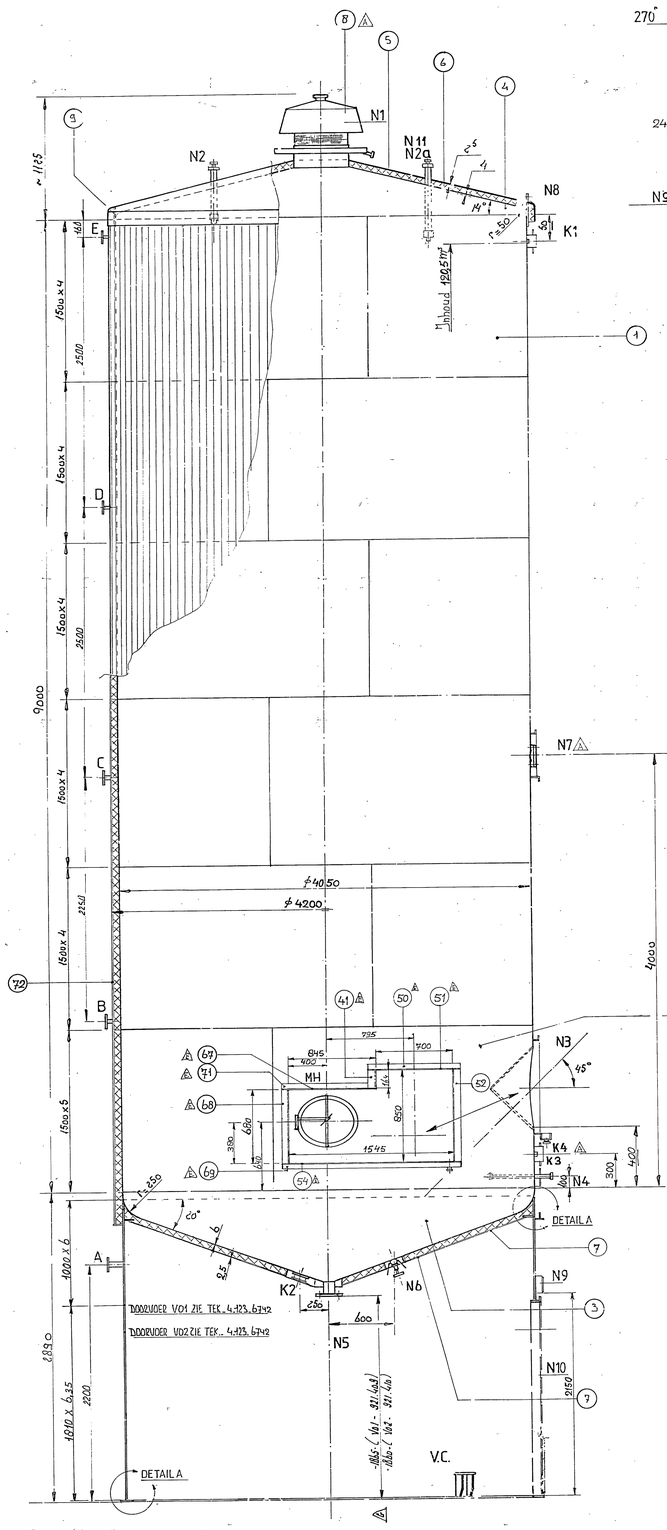

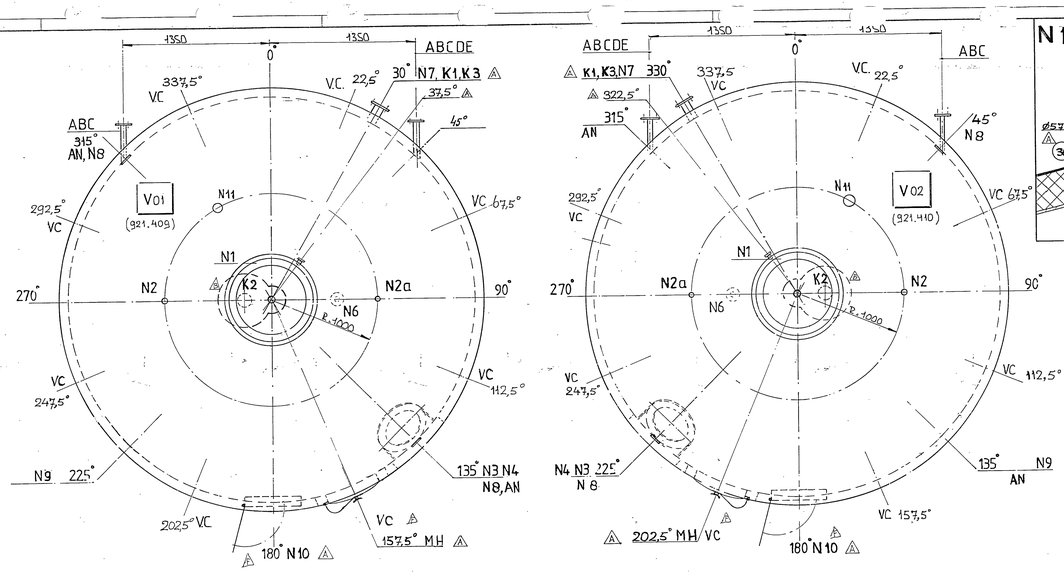

BOVENAANZICHTEN
(juiste tubelurestand)

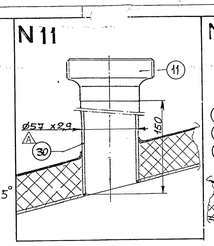

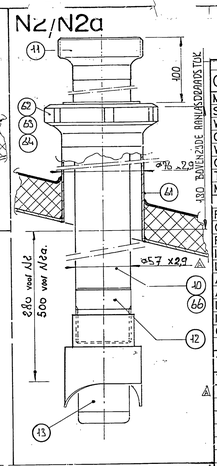

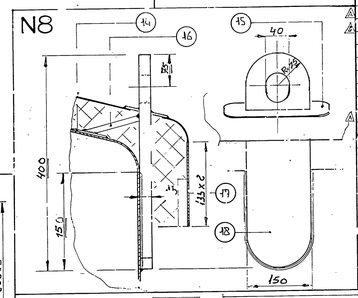

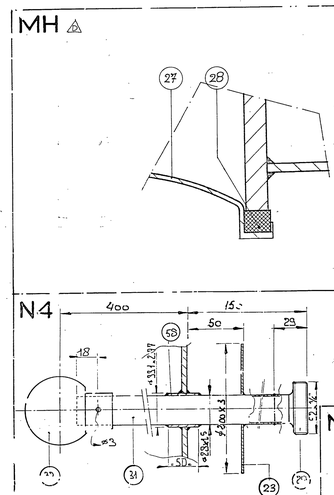

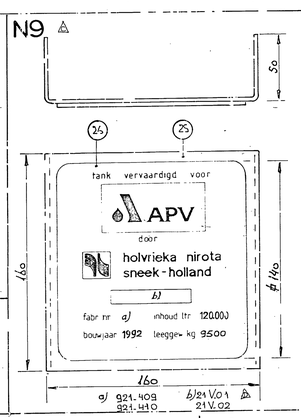

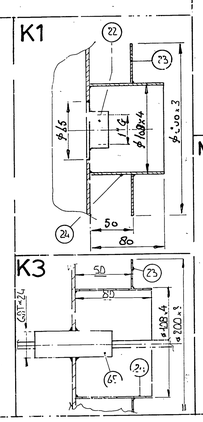

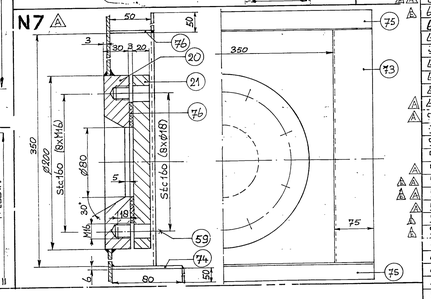

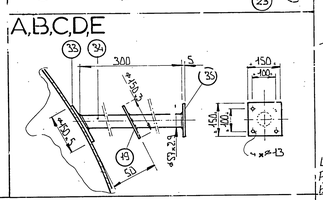

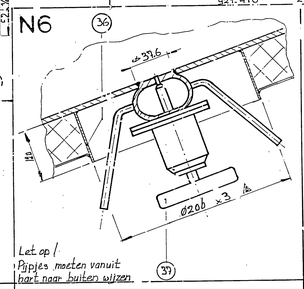

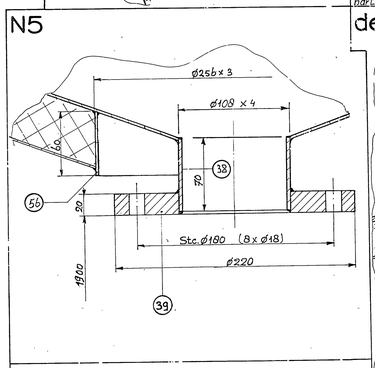

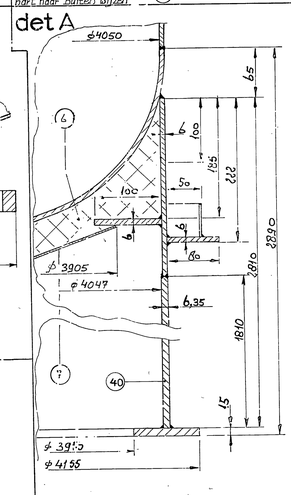

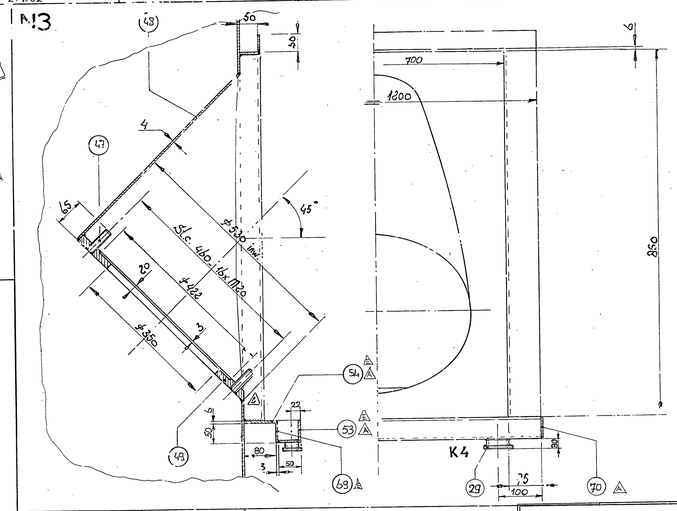

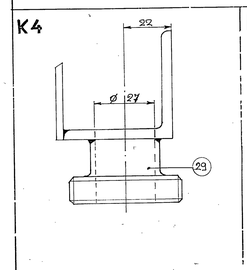

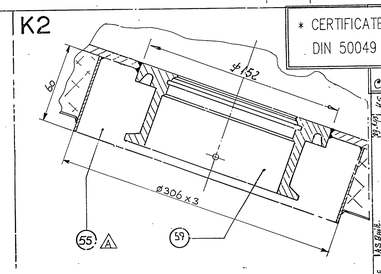

ONTWERPGEGEVENS		TANK	SPIRAAL	MANTEL
MEDIUM		Vloeib. gist		
SOORTELIJKE MASSA	kg/m3	1		
WERKTEMPERATUUR	°C	3		
ONTWERPTEMPERATUUR	°C	100		
WERKDRUK	bar	Atm.		
ONTWERPDRUK	bar	Atmosferisch		
TESTDRUK	bar			
MATERIAAL	Werkst.nr.	1.4401 Finish n - isolatiebodem : Werkst.nr. 1.4301		

FLENZEN		ND 10 / DIN 11851 / DIN 2576.
ONTWERPCODE		
RONTGEN		
INSPECTIE		APV. Rosista.
LEEG GEWICHT	kg	9500
AFWERKING INWENDIG		Lasnaden : slijpen K=180
AFWERKING UITWENDIG		Lasnaden : beitsen en passiveren.
LOKATIE		Binnen / Buiten
ISOLATIE		50 mm. PIR hardschuim pl. voor of tank opp. Foster coating 57/73
OPMERKINGEN		Bekleding : Al. damwand profiel. eenz. voorzieningen montage 1145

TUBELURE GEGEVENS

TUB.	AANT.	DN	PN	OMSCHRIJVING	OPMERKINGEN
N1	1	ø 500		Ontluchting + NW50 proeslucht aansl.	DIN 11851
N2/a	2	NW50		TURBODISC AANSLUITING	DIN 11851
N3	1	350		Roerwerkaansluiting	
N4	1	NW25		Sproeibol t.b.v. roerwerk	DIN 11851
N5	1	100	10	In/uitbaal	DIN 2576
N6	1	25		PROEFKRAAN	
N7	1	NW80	10	Circulatie aansluiting	AFGEBLIND
N8	1	-		Hijsoog	
N9	1			Noemplaat	
N10	1	800.2000		Doorvoer skirt	met deur.
N11	1	NW50		Reserve	
K1	1	1"		Sof t.b.v. LSH	
K2	1	4"		Tankflens t.b.v. LI	
K3	1	-		Tempmeter TI	
K4	1	NW25		Drain	DIN 11851
MH	1	400x500		Rompmangat	
V.C.	8	-	-	VERANKERINGSCONSOLE	

Item	Quant.	Description	Material	Remarks
77	1	FOSTERCOATING 57/73		Dikte min. 100 µm.
76	1	PAKKING	AFM 34	ø 142/ø 80 x 3
75	2	STRIP	1.4301	50x3 L=50
74	1	STRIP	1.4301	80x6 L=500
73	2	HOEKPROFIEL	1.4301	80x75x3 L=360
72	1	DAMWANDPROFIEL	ALUM.	TRP 2095 GSDK. EENZIJDIG GECOAT. 1145
71	2	STRIP	1.4301	50x3 L=845
70	2	STRIP	1.4301	50x3 L=50.
69	1	STRIP	1.4301	80x6 L=1695
68	1	HOEKPROFIEL	1.4301	50x75x3 L=680
67	2	STRIP	1.4301	50x6 L=920
66	1	PIJP	1.4404	ø57 x2,9 L=644.
65	1	TEMP. METER	1.4404	INBOUW LEVERING KLANT
64	2	BLINDPUNTSTUK	1.4401	M16. DIN 11851
63	2	WARTEL	1.4404	M16. DIN 11851
62	2	AANLASDRAADSTUK	1.4401	M16. DIN 11851
61	2	PIJP	1.4404	ø21 x2,9 L=145
60	1	FOLIE EENZ. PLAKKEND		125 m²
59	8	Zesk bout	A2-70	M16 x 35
58	1	PIJP	1.4404	ø 1.4,77 L=50
57	1	TANKFLENS t.b.v. L.I	1.4404	Lt. ZING KLANT
56	1	PIJP	1.4301	ø256 x 3 L=60
55	1	PIJP	1.4301	ø306 x 3 L=60
54	1	STRIP	1.4301	80.6 L=1695
53	1	HOEKPROF.	1.4301	50x50x5 L=1690
52	2	HOEKPROF.	1.4301	50x75x8 L=850
51	1	STRIP	1.4301	50 6 L=1000
50	1	STRIP	1.4301	50x3 L=850
49	1	HENS	1.4404	ø500 x 350 x 20 L=660
48	1	PLAAT	1.4404	1.4
47	16	DRAADEIND	1.4404	M20 x 65
46				
45				
44				
43				
42				
41	1	HOEKPROFIEL	1.4301	50x75x3 L=1164
40	1	ONDERSTEL	1.4301	TEK NR. 4.123.6742
39	1	AANLAS FLENS DIN 2576	1.4401	ø220/109 Stc 180 (8x18)
38	1	PIJP	1.4404	ø108 x 4 L=70
37	1	PROEFKRAAN	1.4404	WSN REF.NR. 80.77.055/47 LEV. KLANT
36	1	PIJP	1.4301	ø 26 x 3 L=26
35	8	PLAAT	1.4301	ø 150 x 5
34	8	PIJP	1.4301	ø 57 x 2,9 L=300
33	8	DUBB. PLAAT	1.4301	ø 150 x 5
32	1	SPROEIBOL	1.4404	1" TYPE UT. A4 LEVERING KLANT
31	1	PIJP	1.4404	ø 28 x 1,5 L=500
30	1	PIJP	1.4404	ø57 x2,9 L=150
29	2	AANLASDRAADSTUK	1.4301	NW25. DIN 11851
28	1	PAKKING t.b.v. mangat	EPDM	
27	1	MANGAT KNUDSEN.	1.4404	LKD1 400x500
26	1	NAAMPLAAT	1.4301	ø 140 x 2
25	1	NAAMPLAATBEUGEL	1.4301	252 x 160 x 2
24	2	PIJP	1.4301	ø 108 x 4 L=80
23	8	ISOLATIEPLAAT	1.4301	ø 200 x 3
22	1	E.H LIQUIPLANT FTL 160	1.4404	LEVERING KLANT
21	1	BLINDFLENS DIN 2527.	1.4401	ø200x20 Stc 160 (8x18)
20	1	BLOKFLENS	1.4401	ø200/ø80x30 Stc 160 (8x18)
19	8	ISOLATIEPLAAT	1.4301	ø 150 x 3
18	1	HYSOOG	1.4301	ø 150 x 15 L=400 (4123.0289)
17	1	REGENRAND	1.4301	H=133 x 2 ø 4200 bov.
16	1	STRIP	1.4301	ø 100 x 10 L=85
15	1	DUBB. PLAAT	1.4301	ø 50 x 3 L=500
14	2	DUBB. PLAAT	1.4301	ø 50 x 6 L=160
13	2	TURBODISC	1.4404	TYPE 150 LEVERING KLANT
12	2	LASNIPPEL	1.4404	1/2"
11	3	AANLASDRAADSTUK	1.4401	NW50. DIN 11851
10	1	PIJP	1.4404	ø 57 x 2,9 L=424
9	20	STRIP	1.4301	ø 80 x 5 L=150
8	1	ONTLUCHTING ø500	1.4404	TEK.NR. 4.123.4480
7	1	ISOLATIEONDERBODEM	1.4301	CON 20° d.25 ø 3905
6	-	ISOLATIE PIR + dampremmende laag		d.50
5	1	ISOLATIEBOVENBODEM	1.4301	CON 14° d..5
4	1	BOVENBODEM	1.4401 c ✱	ø4050 x 4. CON 14° r=50
3	1	ONDERBODEM	1.4401 c ✱	ø4050. 6. CON 20° r=250
2	1	ROMPDEEL	1.4401 c ✱	H.1500.5 ø4050 NU
1	5	ROMPDEEL	1.4401 c ✱	H.1500.4 ø4050 INU

* CERTIFICATE DIN 50049 } 3.1 B

C 1.4401 Cmax.0,03%

Issue	Date	Description
A	22.4.77	AS built.
B	13.12.77	Bekleding aan pijp toegevoegd. Opgeld. mantel aangepast. Opgeld. mangat toegevoegd. Opmerkingen toevoegd.
C	13.4.78	Rosista leg gem.
D	22.4.80	

Scale	1:50	Date	
Drawn	H.S	9-10-92	Refer to Li...ing no.(s).
Checked			
Approved			

Title:

2x VERT. GEIS. R.V.S. VGK. TANK 120 m³

ITEM NR S21V01 EN21V02 ORDER 921.409 /410

Gist-brocades DELFT-HOLLAND

Code no.	Building	S1	Dest.	S2	Year	Sheets
7	4	0	5	4	0	9
9	4	5	1	5	0	1

Order no. — Proj. method — Size A0

Drawing no. 001 W 51176 — No. G

001 51176