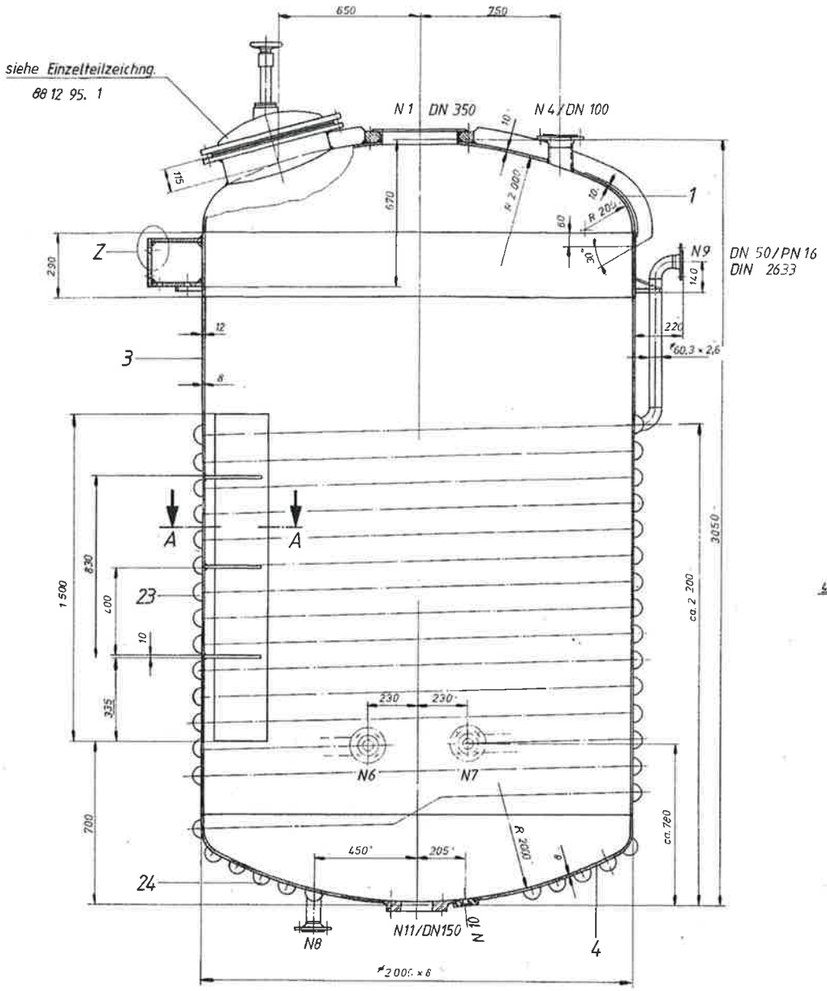

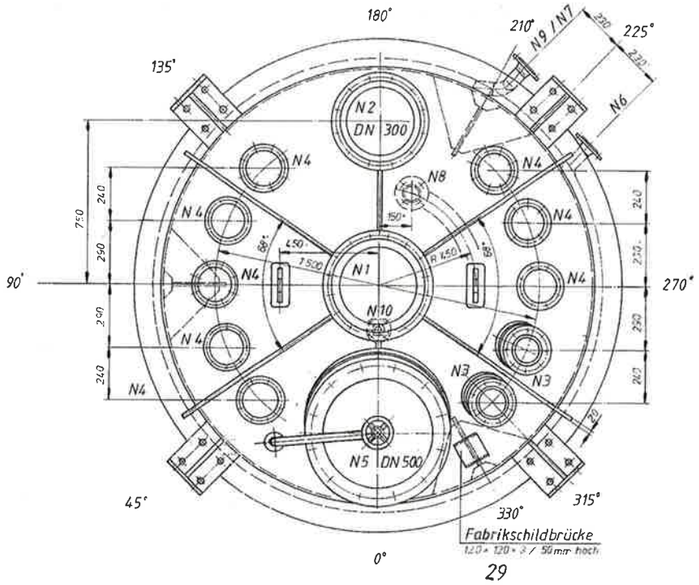

Fabrikschildbrücke
120 × 120 × 3 / 50 mm hoch
29

Flansch N 10
DN 25/PN 10 DIN 28 117
M 1:1

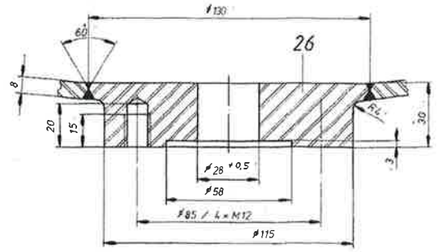

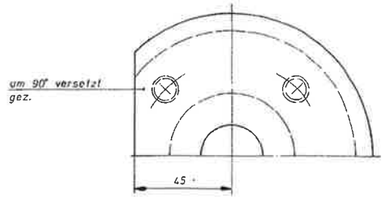

Flansch N 2
DN 300/PN 10
M 1 2,5

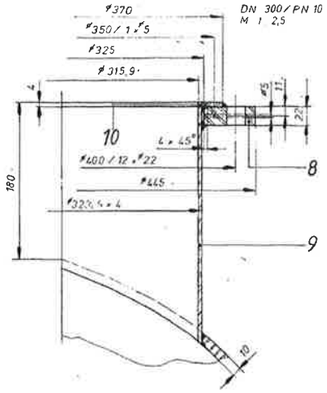

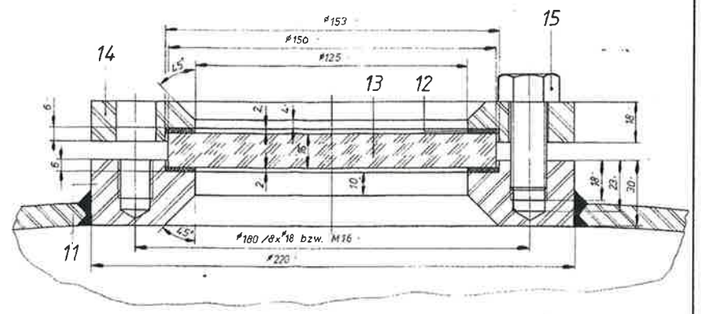

Einzelheit: Schauglas DN 100/PN 16 / N3
M 1 1

Flansch N4
DN 100/PN 16 DIN 2633
M 1 2

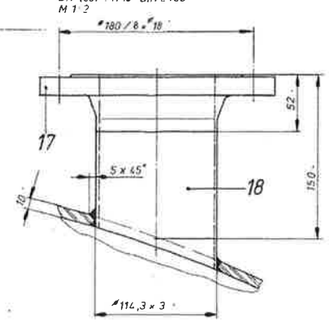

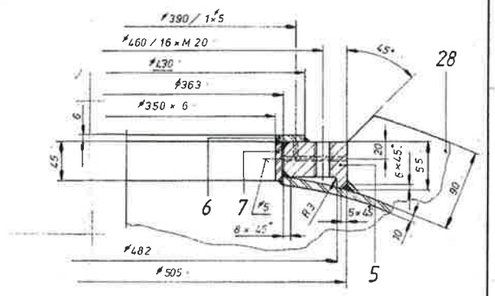

Flansch DN 350 / N1
M 1:2,5

Schnitt A-A
M 1 5

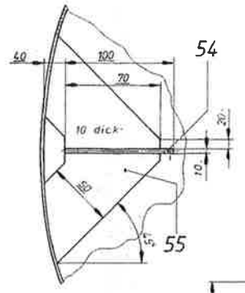

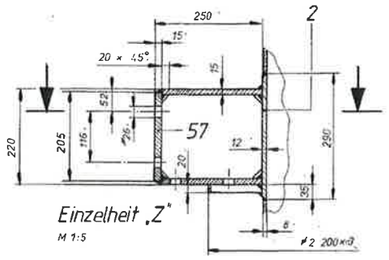

Einzelheit „Z"
M 1:5

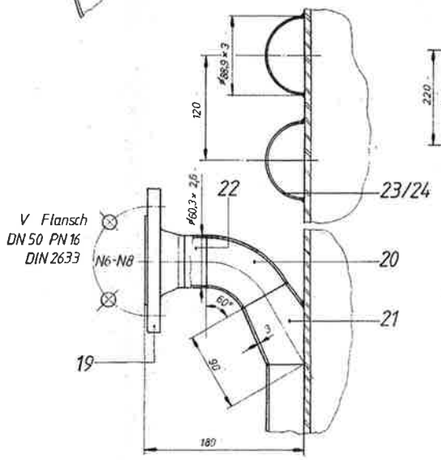

Einzelheit: Halbrohrschlange
M 1: 2,5

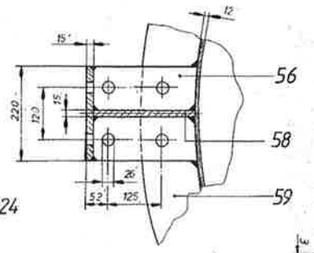

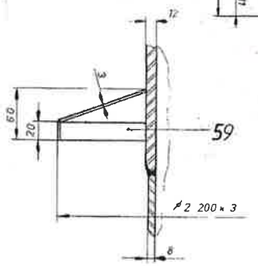

Detail: Isolierkragen
M 1: 2,5

Einzelheit: Mannlochdeckel DN 500

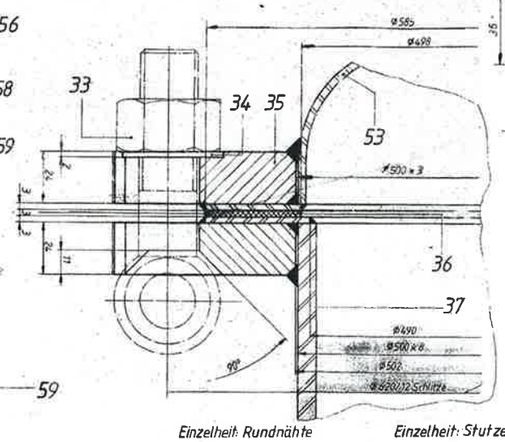

Einzelheit: Rundnähte

Einzelheit: Stutzeneinschweißung

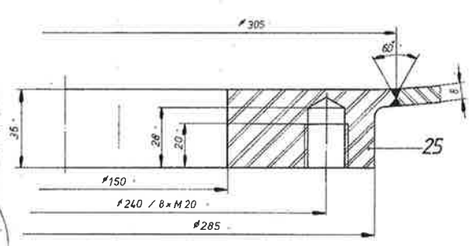

Flansch DN 150 / PN16
N 11 M 1:1

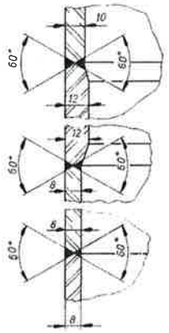

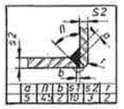

Einzelheit Längsnaht

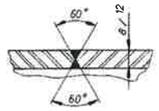

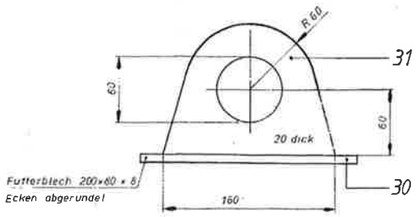

Futterblech 200 × 60 × 8
Ecken abgerundet

Einzelheit: Transportöse
M 1: 2

Techn. Daten u. Fabrikschildangaben

	Behälterraum	Mantelraum	Zubehörraum		Behälterraum	Mantelraum	Zubehörraum
zul. Betriebsüberdruck	1,42 bar	bar	6 bar	Werkstoff	1.4571		1.4541
Prüfdruckprobe	4,16 bar	bar	9,1 bar	WS Gef. Bauart	31 B		31 B
zul. Betriebstemp.	200 °C	°C	200 °C	Schweißverfahren	Aufgasen WIG	Z-Naht	
Berechn. Temp.	200 °C	°C	200 °C	Schweißnahtart	Stumpfnaht	Stoßnaht	
Inhalt	6,5 50 l		ca. 160 l		1162		
Fabr.-Nr.	Kennziffer		2 800 kg	Schweißnahtprüfung nach DIN			

1988 | Datum 1. 5. | Name | Zeichnungs-Nr. 88 12 95 a

Heinrich Nowak
Apparatebau
Maulburg Tel. (07620) 8774

1:10
1:2,5
1:1
1:2

Rührwerksbehälter 6 300 l.
mit Halbrohrschlange

Auftrag Roche

a) geä. 27.6.88

79782